



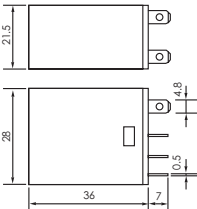
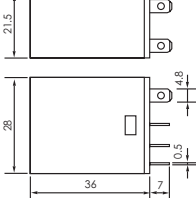
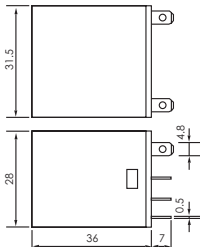
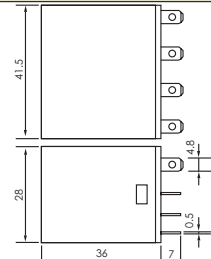


CLASSIFICATION		POWER RELAY			
MODEL		LY1	LY2	LY3	LY4
APPEARANCE					
MOUNTING & SOCKET		PTF08A PTF08A-E PT08 PT08-02		PTF11A PTF11A-E	PTF14A PTF14A-E PT14 PT14-02
DIRECTION	PLUG-IN TERMINAL				
	PC-BOARD TERMINAL				
	WITH LED PLUG-IN				
	WITH LED PC-BOARD				
CONTACT	CONTACT FORM	SPDT(1C)	DPDT(2C)	3PDT(3C)	4PDT(4C)
	CONTACT MATERIAL	Ag Alloy			
	RATED LOAD(RESISTIVE)	15A / 250VAC 15A / 30VDC	10A / 250VAC 10A / 30VDC		
	ELECTRICAL LIFE	10 ⁵ times			
	MECHANICAL LIFE	10 ⁷ times			
COIL	RATE VOLTAGE	DC(V): 6, 12, 24, 48, 110, 120V AC(V): 6, 12, 24, 48, 110/120, 220/240V			
	POWER CONSUMPTION	DC Coil: 0.9W AC Coil: 1.0~1.3VA	DC Coil: 1.4W AC Coil: 1.6~2.0VA		DC Coil: 1.5W AC Coil: 1.9~2.5VA
	PICKUP VOLTAGE	AC 80% Max. DC 80% Max.			
	DROPOUT VOLTAGE	AC 30% Max. DC 10% Max.			
DIELECTRIC STRENGTH	BETWEEN CONTACT & COIL	2000VAC / 1Min			
	BETWEEN CONTACT	1200VAC / 1Min			
INSULATION RESISTANCE		≥500MΩ (500VDC)			
AMBIENT TEMPERATURE		-10℃~ +55℃			
AMBIENT HUMIDITY		45~85%RH			
WEIGHT		35g	35g	53g	65g
DIMENSIONS(mm)					
CONNECTION DIAGRAMS		